

The logo for Rutgers University, featuring the word "RUTGERS" in a large, white, serif font. Below it, in a smaller, white, sans-serif font, are the words "THE STATE UNIVERSITY OF NEW JERSEY". The background is a solid red color with a faint, large, circular seal of Rutgers University in the background.

RUTGERS

THE STATE UNIVERSITY
OF NEW JERSEY

Principles of Psychology 101 & 102 R-Point Requirement

Guidelines and FAQ

Why R-points?

- **Principles of Psychology 101 & 102** require students to participate in research
 - First-hand experience of the scientific methods of psychology
 - Valuable data for our researchers!



- In exchange for participating in research studies, students earn “**R-Points**”
 - Students in all sections of 101 & 102 are required to earn **6 R-points**
 - Both online and in person experiments will be offered this semester!
- Underage students (under the age of 18) may **not** participate in research
 - An **alternate assignment** will apply
 - Students will have the option to participate in research once they turn 18

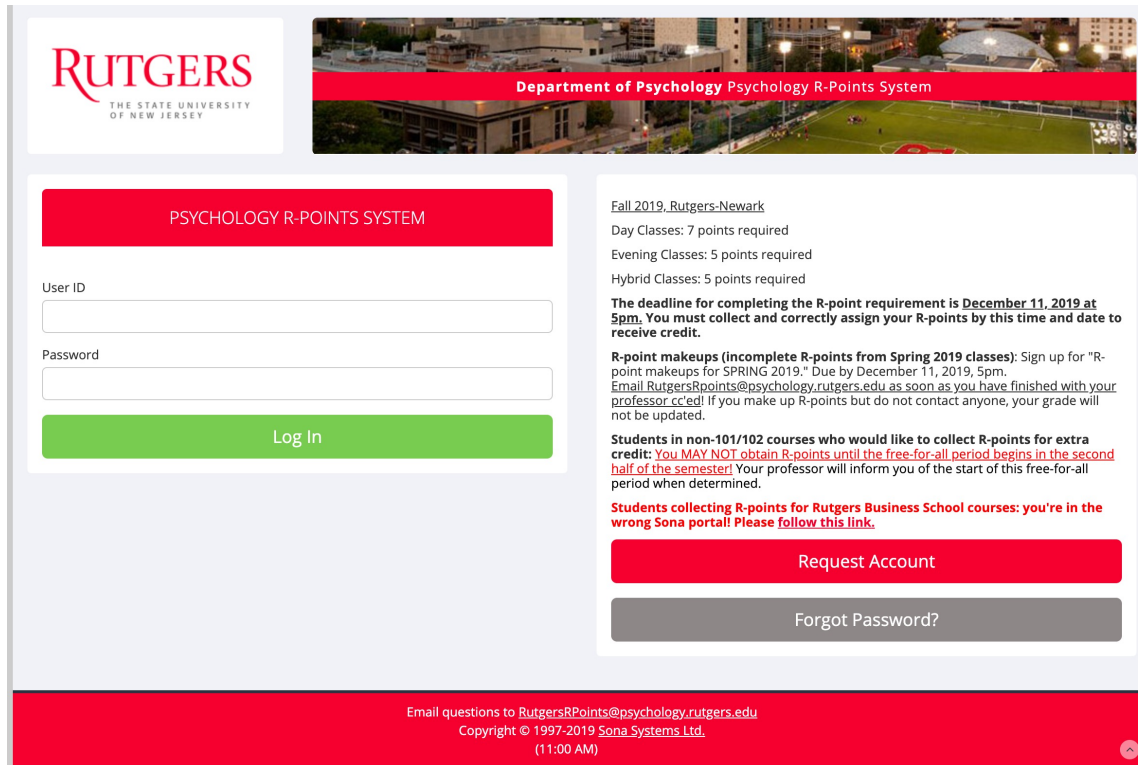
R-points Due Date

- **Monday, May 1st, 2023, 5pm**
- Everything R-points related MUST be completed, submitted, and assigned by this date.
- The system will lock you out of your account on **May 1st, 2023, 5:01pm** and you will not be able to adjust or complete anything else.
- Accounts will unlock again at the beginning of the **Summer Semester (May 30th, 2023)**

How do I earn R-Points?

Students over the age of 18 only:

Sign up for time slots on the **Sona System** website: <http://rutgers.sona-systems.com/>



RUTGERS
THE STATE UNIVERSITY
OF NEW JERSEY

Department of Psychology Psychology R-Points System

PSYCHOLOGY R-POINTS SYSTEM

User ID

Password

Log In

Fall 2019, Rutgers-Newark
Day Classes: 7 points required
Evening Classes: 5 points required
Hybrid Classes: 5 points required

The deadline for completing the R-point requirement is December 11, 2019 at 5pm. You must collect and correctly assign your R-points by this time and date to receive credit.

R-point makeups (incomplete R-points from Spring 2019 classes): Sign up for "R-point makeups for SPRING 2019." Due by December 11, 2019, 5pm.
Email RutgersRPoints@psychology.rutgers.edu as soon as you have finished with your professor cc'ed! If you make up R-points but do not contact anyone, your grade will not be updated.

Students in non-101/102 courses who would like to collect R-points for extra credit: You **MAY NOT** obtain R-points until the free-for-all period begins in the second half of the semester! Your professor will inform you of the start of this free-for-all period when determined.

Students collecting R-points for Rutgers Business School courses: you're in the wrong Sona portal! Please follow [this link](#).

Request Account

Forgot Password?



Email questions to RutgersRPoints@psychology.rutgers.edu
Copyright © 1997-2019 Sona Systems Ltd.
(11:00 AM)

- **Sona System:** the psychology department's research scheduling system
 - Look for studies and read brief descriptions
 - Sign up for times that fit your schedule
 - Manage your schedule and cancel timeslots if needed
 - Read frequently asked questions
 - Find contact info for researchers

<http://rutgers.sona-systems.com/>

How do I create a Sona account?

<http://rutgers.sona-systems.com/>



PSYCHOLOGY R-POINTS SYSTEM

User ID

Password

Log In

Fall 2019, Rutgers-Newark
Day Classes: 7 points required
Evening Classes: 5 points required
Hybrid Classes: 5 points required

The deadline for completing the R-point requirement is December 11, 2019 at 5pm. You must collect and correctly assign your R-points by this time and date to receive credit.

R-point makeups (incomplete R-points from Spring 2019 classes): Sign up for "R-point makeups for SPRING 2019." Due by December 11, 2019, 5pm. Email RutgersRpoints@psychology.rutgers.edu as soon as you have finished with your professor cc'ed! If you make up R-points but do not contact anyone, your grade will not be updated.

Students in non-101/102 courses who would like to collect R-points for extra credit: You **MAY NOT** obtain R-points until the free-for-all period begins in the second half of the semester! Your professor will inform you of the start of this free-for-all period when determined.

Students collecting R-points for Rutgers Business School courses: you're in the wrong Sona portal! Please [follow this link](#).

Request Account

Forgot Password?

Email questions to RutgersRPoints@psychology.rutgers.edu
Copyright © 1997-2019 Sona Systems Ltd.
(11:00 AM)

- If you already have an existing account, do not create a new one!
- If your account is older than 3 years, you have to sign up for a new account
- Use your RUID # as your User ID
 - *The 9-digit Rutgers ID # from your student ID card*
 - *Listed on Blackboard if you look at “Personal Information”*
 - *Don’t have a net ID for Blackboard? Create a net ID at this site:*
<http://oit.rutgers.edu/services/account/quick.html>

How do I sign up for an account?

Your login information will be emailed to you. Please check your email for your password. If you have junk (spam) filters configured for your email, please configure the filters to accept email from rutgers-admin@sona-systems.net.

User IDs must be your 9-digit Rutgers ID (RUID) number. This form should only be used by participants. Researchers will have their accounts created for them automatically.


You must have been at least 18 years old on the first day of the semester in order to participate in research.

IMPORTANT

Please use your RUID for your user ID. Do not use your SSN. If you do not know your RUID, you may find it by logging into Blackboard or <https://my.rutgers.edu/> using your NetID. You can create a NetID online at: <http://oit.rutgers.edu/accounts>

6. Sign up for the CORRECT section(s)!

Course(s)
Psych 101 01 (Van de Walle), Fall 2022
Psych 101 63 (Olivo), Fall 2022
Psych 102 01-04 (Zambrano), Fall 2022
Psych 102 90 (Gengaro), Fall 2022
R-Point Make-up for Spring/Summer 2022



ACCOUNT INFORMATION

First Name

1. First name

Last Name

2. Last name

User ID

3. Please use your RUID # as your User ID

Email Address

4. Use an email address that you check regularly!

Email Address (re-enter for verification)

Student ID Number

5. You may use your RUID # as your Student ID

Telephone (optional)

Course(s)

Request Account

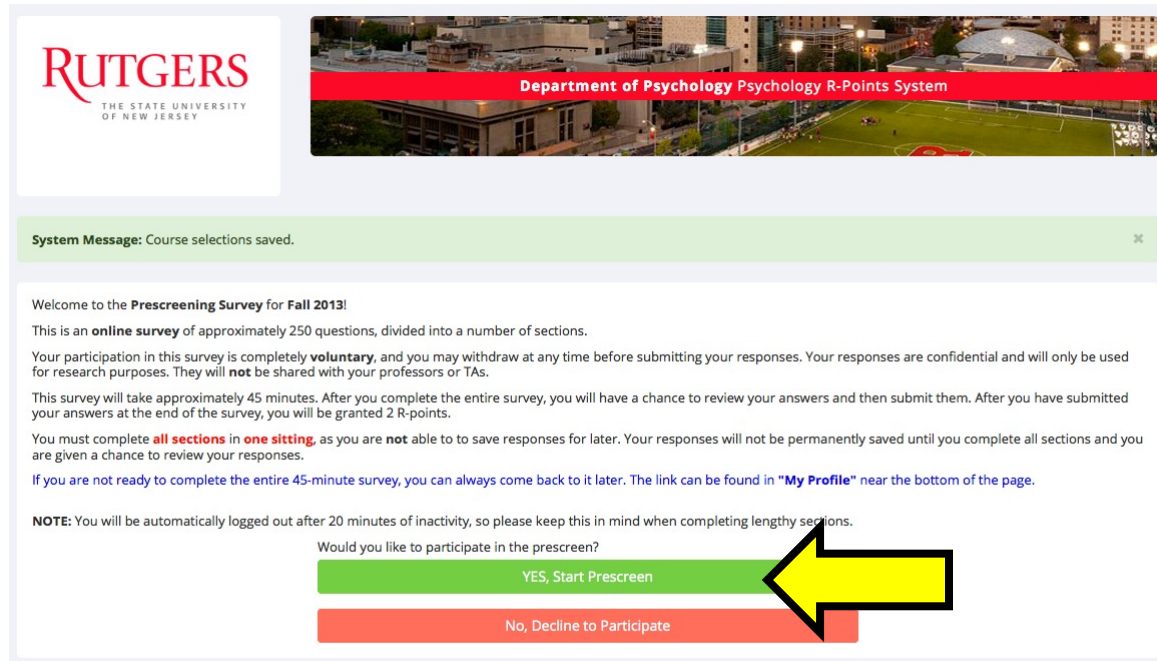
*What if I'm taking **Psychology 101 AND 102?***

- If you are enrolled in both during the **SAME SEMESTER**,
 - **Sign up for BOTH classes when you create your Sona account**
 - Press “**CTRL**” to select 2 or more courses during initial sign-up
 - Choose **ONE** to assign credits to (it doesn't matter which)
 - **Complete 6 R-points in total (not 12)**
 - This is the *only* scenario in which “double-dipping” R-points is allowed

*What if I have to **make up points**, or if I want to earn **extra credit points** for another class?*

- If you have to make up points from Fall 2022, select “R-Point Make-up for Fall 2022” in addition to your current course(s)
- If taking a class that gives extra credit for R-points, select that as well
- Priorities:
 1. R-points Make-ups (if you’re doing them)
 2. Current requirement (Principles 101/102)
 3. Extra Credit classes

The first time you log in, you will be invited to take the
PRESCREENING SURVEY



The screenshot displays the Rutgers Newark Subject Pool interface. At the top left is the Rutgers logo. To the right is a banner for the Department of Psychology R-Points System. Below the banner is a green system message box stating "System Message: Course selections saved." The main content area contains a welcome message for the "Prescreening Survey for Fall 2013!" and detailed instructions. At the bottom, there is a question "Would you like to participate in the prescreen?" with two buttons: "YES, Start Prescreen" (green) and "No, Decline to Participate" (red). A large yellow arrow points to the "YES, Start Prescreen" button.

RUTGERS
THE STATE UNIVERSITY
OF NEW JERSEY

Department of Psychology Psychology R-Points System

System Message: Course selections saved.

Welcome to the **Prescreening Survey for Fall 2013!**

This is an **online survey** of approximately 250 questions, divided into a number of sections.

Your participation in this survey is completely **voluntary**, and you may withdraw at any time before submitting your responses. Your responses are confidential and will only be used for research purposes. They will **not** be shared with your professors or TAs.

This survey will take approximately 45 minutes. After you complete the entire survey, you will have a chance to review your answers and then submit them. After you have submitted your answers at the end of the survey, you will be granted 2 R-points.

You must complete **all sections in one sitting**, as you are **not** able to save responses for later. Your responses will not be permanently saved until you complete all sections and you are given a chance to review your responses.

If you are not ready to complete the entire 45-minute survey, you can always come back to it later. The link can be found in "**My Profile**" near the bottom of the page.

NOTE: You will be automatically logged out after 20 minutes of inactivity, so please keep this in mind when completing lengthy sections.

Would you like to participate in the prescreen?

YES, Start Prescreen

No, Decline to Participate

- Voluntary, 45-minute online survey
- Must be completed in 1 sitting
- After submitting ALL answers, you will receive **2 R-points**
- If you decline, you can access the survey later by clicking on "My Profile" and looking for the "Take Prescreen" link

“My Profile”

Rpoint Trial (Participant)

My Profile

You may use this page to change your password and update other information about yourself. All fields are required unless marked otherwise.

Name	Rpoint Trial
User ID	rpointtrial
Email Address	<input type="text" value="rutgersrpoints@gmail.com"/> <input type="text" value="rutgersrpoints@gmail.com"/> (please enter twice for verification purposes)
Change Password	Enter your current password, then your new password twice, to change your password. Otherwise, leave blank. <input type="password"/> Current Password

Points

Points Earned: **0** Points Required: **3**

Course(s)	101 Psych EVENING (Haghighi) <input type="button" value="Change Courses"/>	
Prescreen Status	Declined to Participate <input checked="" type="button" value="Take Prescreen"/>	

Course Selection

Please select which course(s) you belong to below.

Course(s)	
<input type="checkbox"/> Psych 101 DAY (10am) Van de Walle, Fall19 <input type="checkbox"/> Psych 101 NIGHT (6pm) Olivo, Fall19 <input type="checkbox"/> Psych 102 DAY (11:30am) Zambrano, Fall19 <input type="checkbox"/> Psych 102 NIGHT (6pm) Gengaro, Fall19	<input type="checkbox"/> R-Point Make-up for SPRING 2019
Available Courses	Selected Courses

How do I sign up for studies?

The screenshot displays the user interface of the Rutgers-Newark Subject Pool. At the top, a red navigation bar contains a home icon, 'Studies', 'My Schedule/Credits', and 'FAQ' on the left, and 'My Profile' and 'Logout' with an external link icon on the right. The user's name, 'Rpoint Trial (Participant)', is shown in the top right corner. A system message banner states: 'System Message: Your decision to decline to participate in the prescreen was noted.' The main content area is divided into two columns. The left column features a 'Study Sign-Up' section with a prominent green button labeled 'VIEW AVAILABLE STUDIES' with a right-pointing arrow, which is highlighted with a yellow border and a yellow arrow pointing to it from the right. Below this are sections for 'My Schedule & Credits' (with options to view appointments, participation history, and earned points) and 'My Profile' (with options to change password, contact information, and email address). The right column features a 'Points Overview' section with a circular progress indicator showing '0' and a legend for 'Earned' (0), 'Pending' (0), and 'Required' (3). Below this is an 'Upcoming Appointments' section showing 'No Upcoming Appointments'.

Home Studies My Schedule/Credits FAQ My Profile Logout

Rpoint Trial (Participant)

System Message: Your decision to decline to participate in the prescreen was noted.

Study Sign-Up

VIEW AVAILABLE STUDIES

My Schedule & Credits

- View or cancel my study appointments
- View studies I've participated in, and see if credit has been granted
- View other Points I've earned

My Profile

- Change password
- Modify contact information
- Change your email address

FAQ

- Find answers to common questions

Points Overview

0 Earned

0 Pending

3 Required

Upcoming Appointments

No Upcoming Appointments

How do I sign up for studies? (continued)



- [Home](#)
- [Studies](#)
- [My Schedule/Credits](#)
- [FAQ](#)
- [My Profile](#)
- [Logout](#)

Ilona Bass (Participant)

See below for available timeslots. Please check your calendar before signing up and make sure that you will be able to stay for the full length of the study! Please do **not** sign up for two studies that take place at the same time!

Currently Viewing: **All Studies**

View studies with available timeslots on :

Tuesday, May 26, 2020




GO

Available?	Study Information	Eligibility
<p> Timeslots Available</p>	<p>Online Summer Study! </p> <p>(1 Points) (Online Study) Complete a 15 minute survey in exchange for 1 R-point</p>	

Study Information

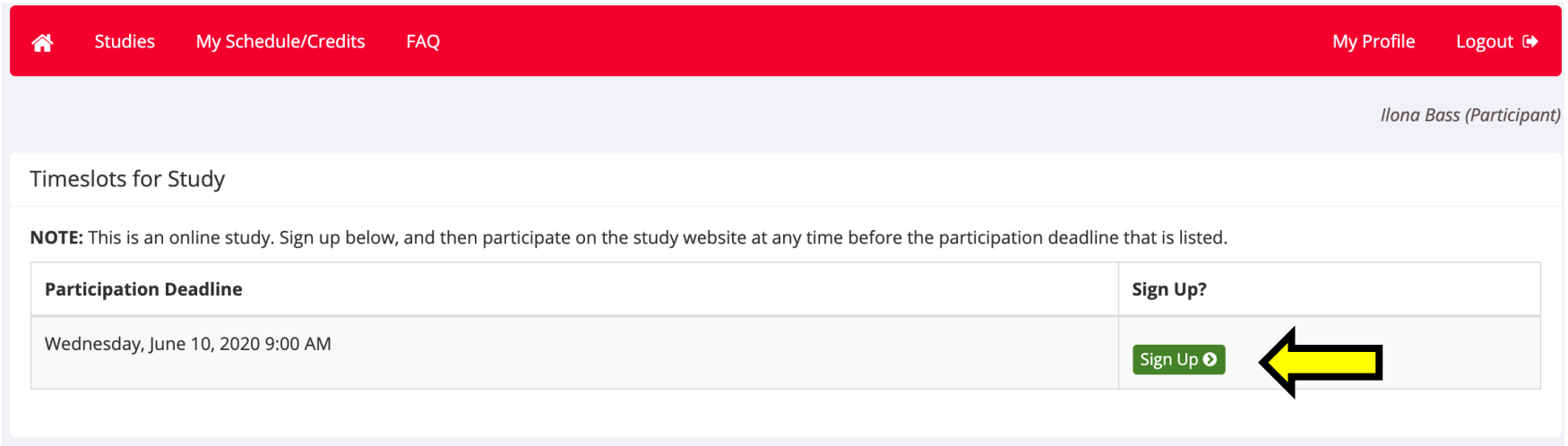
Ilona Bass (Participant)

Study Information

Study Name	Online Summer Study!	
Study Type	 Online Study This study is an online study on another website. To participate, sign up, and then you will be given access to the website to participate in the study	
Points	1 Points	
Duration	30 minutes	
Abstract	Complete a 15 minute survey in exchange for 1 R-point	
Description	We're interested in your opinions on a particular issue.	
Website	You may not view the website until you sign up for this study.	
Researcher	Ilona Bass	
	View Time Slots for This Study 	

How do I sign up for time slots? (continued)

Online studies with **Participation Deadlines**:



The screenshot shows a user interface for the Rutgers-Newark Subject Pool. At the top, there is a red navigation bar with links for 'Studies', 'My Schedule/Credits', 'FAQ', 'My Profile', and 'Logout'. Below the navigation bar, the user's name 'Ilona Bass (Participant)' is displayed. The main content area is titled 'Timeslots for Study' and contains a note: 'NOTE: This is an online study. Sign up below, and then participate on the study website at any time before the participation deadline that is listed.' Below the note is a table with two columns: 'Participation Deadline' and 'Sign Up?'. The table has one row with the following data: 'Wednesday, June 10, 2020 9:00 AM' in the 'Participation Deadline' column and a green 'Sign Up' button in the 'Sign Up?' column. A yellow arrow points to the 'Sign Up' button.

Participation Deadline	Sign Up?
Wednesday, June 10, 2020 9:00 AM	Sign Up

The study must be completed on your own time, **BEFORE** the participation deadline.

Online studies with **Participation Deadlines**:

Home Studies My Schedule/Credits FAQ My Profile Logout

Provides you with all the details of your sign-up

System Message: Sign-up Successful

Your signup has been completed. You have signed up for an online study. You should go to the website listed below to participate. You have until the Participation Deadline date to participate, though most participants participate immediately after signing up.

Confirm Sign-Up

Study Name	Online Summer Study!
Participation Deadline	June 10, 2020 9:00 AM
Website	Complete Survey Now
Brief Description	Complete a 15 minute survey in exchange for 1 R-point
Detailed Description	We're interested in your opinions on a particular issue.
Researcher	Ilona Bass Email: ilona.m.bass@gmail.com

If you have any further questions, you may contact the researcher.

How do I sign up for time slots? (continued)

Studies with Scheduled Time Slots:

Home Studies My Schedule/Credits FAQ My Profile Logout

Ilona Bass (Participant)

Timeslots for Study Online Matching Game! Calendar View

Date	Location	Sign Up?
Monday, August 31, 2020 10:00 AM - 10:15 AM	Videoconference	Sign Up
Monday, August 31, 2020 10:30 AM - 10:45 AM	Videoconference	Sign Up
Monday, August 31, 2020 11:00 AM - 11:15 AM	Videoconference	Sign Up
Monday, August 31, 2020 11:30 AM - 11:45 AM	Videoconference	Sign Up
Monday, August 31, 2020 12:00 PM - 12:15 PM	Videoconference	Sign Up

Pick one!

The study must be completed DURING the scheduled date & time.

Don't double-book yourself!

Online studies with **Scheduled Time Slots**:

Provides you with all the details of your sign-up

The screenshot shows a confirmation page for a sign-up. At the top, a red navigation bar contains links for 'Studies', 'My Schedule/Credits', and 'FAQ', along with 'My Profile' and 'Logout'. A green system message box states 'System Message: Sign-up Successful'. Below this, a white box instructs the user to copy down the following information. The main content is a 'Confirm Sign-Up' section containing a table with the following details:

Study Name	Online Matching Game!
Date	August 31, 2020 10:00 AM - 10:15 AM 📅
Location	🎥 Videoconference - Videoconference link will become available 10 minutes before the appointment.
Brief Description	15 minute task. Adult comparison group for developmental study.
Detailed Description	Play a fun matching game with two researchers in our department! Takes about 15 minutes, in exchange for 1 R-point. If you would like to participate but the posted timeslots do not work with your schedule, please email ilona.m.bass@gmail.com to set up a time to participate! **This study is conducted entirely online! Once you schedule a timeslot, the researcher will send a Zoom link to the email associated with your Sona account. Please log into the Zoom link at your scheduled timeslot and the experimenter will guide you through the game.**
Researcher	Ilona Bass Email: ilona.m.bass@gmail.com

At the bottom of the page, there are two green buttons: 'Studies' and 'My Schedule/Credits'.

Now that you're signed up....

- Complete / arrive for the study on time!
 - Researchers are only required to wait 10 minutes before marking you as a no-show
- If you need to cancel, please do it in advance
- If you have any questions or are confused about anything, **contact the researcher** (not me!)

“My Schedule/Credits”

- Can view current sign-ups, and points earned towards each course linked with your account

Studies **My Schedule/Credits** FAQ My Profile Logout

Rpoint Trial (Participant)

Points

Overall Points Earned: 0 Overall Points Pending: 2 Overall Points Requirements: 3

Hint: If you have not yet taken the Prescreening survey for 2 points, you can access it from "My Profile"

Study Signups

Study	Time	Location	Credit Status	Course	Comments	Cancel?
Find the Shape: An Eye-Tracking Study Points: 2 Points	July 18, 2014 10:00 AM - 11:00 AM	Smith 112	Awaiting action from researcher	101 Psych EVENING (Haghighi)		Cancel?

Points Earned Per Course

Course	Points Earned
101 Psych EVENING (Haghighi)	0

How do I cancel a time slot?

- Button will be available on Sona until 24h before your timeslot
- If button is gone, email [researcher](#) to cancel (not me!)

My Schedule/Credits My Profile Logout

Rpoint Trial (Participant)

Points

Overall Points Earned: 0 Overall Points Pending: 2 Overall Points Requirements: 3

Hint: If you have not yet taken the Prescreening survey for 2 points, you can access it from "My Profile"

Study Signups

Study	Time	Location	Credit Status	Course	Comments	Cancel?
Find the Shape: An Eye-Tracking Study	July 18, 2014 10:00 AM - 11:00 AM	Smith 112	Awaiting action from researcher	101 Psych EVENING (Haghighi)		Cancel?

Points Earned Per Course

Course	Points Earned
101 Psych EVENING (Haghighi)	0

Click to view researcher contact information

Out of courtesy to our researchers, please make every effort to cancel your appointment in advance.

What if the researcher cancels or does not show up for the study?

- If you receive a cancellation e-mail **24 hours or more** before the scheduled appointment/participation deadline, no points are rewarded to you.
- If the researcher cancels the appointment via e-mail with **less than 24 hours notice**, you are entitled to **1 R-Point**, regardless of the number of points the study is worth.
 - If the researcher cancels the **final slot** in a **multi-part study** via e-mail with **less than 24 hours notice**, you are entitled to **all points**.
- Please check your e-mail the day of your appointment for cancellations.
- If the researcher has not cancelled and fails to show within 10 minutes of the designated time, or does not send you relevant instructions / materials for you to be able to complete the study, you are entitled to all of the R-Points for that study. Please contact me at ***RutgersRpoints@psychology.rutgers.edu*** if this happens to you.

How can I earn R-Points if I cannot participate in research?

- Students may summarize **research articles from peer-reviewed journals in psychology.**
- Each summary you write is worth ONE R-point (if granted credit)
- Papers must be submitted **NO LATER** than the last day of scheduled classes (**Monday, May 1st, 2023, 5pm**)
- The provisions for the alternative assignment appear on the Psychology Department web page and are ***listed in detail on the Sona Systems website under the menu “FAQ”.***

Alternate Assignment

Each paper **MUST** meet the following requirements.

1. Must summarize a **research article** (NOT review papers, editorials, or introductions) appearing in an **peer-reviewed psychological journal**.
2. The summary must be 1 page, double-spaced, 1 inch margins, font size 12, typed, and written **FULLY** in the student's own words.
3. The content must summarize the following 4 main points:
 - **What question did the research set out to investigate?**
 - **What methods were employed to probe the question?**
 - **What were the main findings?**
 - **What is the "big picture" meaning of the research?**
4. Also, a copy of at least the first page of the article **MUST** be submitted with the summary.
5. Each paper will count as 1 R-POINT.

Helpful links:

- <http://www.libraries.rutgers.edu/cms/indexes/descriptions/psycinfo>
- http://www.libraries.rutgers.edu/rul/indexes/scholarly_articles.shtml

Handing In Alternate Assignments

Find the “[2023SP:830:101 and 102 - R-Points Short Paper Assignments](#)” Organization on Canvas

The screenshot displays the Canvas user interface. On the left is a vertical red navigation menu with the 'RUTGERS' logo at the top. Below the logo are icons and labels for 'Account', 'Dashboard', 'Courses', 'Calendar', 'Inbox', 'History', 'My Kaltura Media', and 'Help'. A yellow arrow points from the 'Courses' icon in the menu to the right. The main content area is titled 'Courses' and features a yellow-bordered box around the course name '2023SP:830:101 and 102 - R-Points Short Paper Assignments'. Below this, there is a link for 'All Courses' and a welcome message: 'Welcome to your courses! To customize the list of courses, click on the "All Courses" link and star the courses to display.'

Handing In Alternate Assignments

- The “Modules” tab contains the Article Summary Guide, with all the details you’ll need for how to submit assignments

☰ 2023SP:830:101 and 102 - R-Points Short Paper Assignments > Modules

Home
Discussions
Grades
People
Files
Syllabus
Modules
BigBlueButton
Collaborations
Chat
Rutgers Libraries

Collapse All

▼ R-Points Information

[R-Point FAQ_Spring2023.docx](#)

[SummaryGuide_Spring2023.docx](#)

[Underage_requirement_ &_waiver_Spring2023.docx](#)







[Underage_requirement_ &_waiver_Spring2023.pdf](#)

Handing In Alternate Assignments

- You can submit summaries from the “Modules” tab
- If you are submitting multiple summaries, each summary should be submitted as a separate assignment

Files
Syllabus
Modules
BigBlueButton
Collaborations
Chat
Rutgers Libraries
Student Instructional Rating Survey
Zoom
Cisco Webex
Office 365
Quickly Course Tools

▼ Assignments

 R-point Summary 1 1 pts
 R-point Summary 2 1 pts
 R-point Summary 3 1 pts
 R-point Summary 4 1 pts
 R-point Summary 5 1 pts
 R-point Summary 6 1 pts

Handing In Alternate Assignments

- Click “Start Assignment”

[Home](#)[Modules](#)[Grades](#)

R-point Summary 1

[Start Assignment](#)

Due No Due Date Points 1 Submitting a text entry box or a file upload Attempts 0
Allowed Attempts 1

You may submit your first alternate assignment summary here.

Make sure that your summary AND the first page of the summarized article are together in the **SAME DOCUMENT**, so that you can submit them both in a single upload.

[Next ▶](#)

Handing In Alternate Assignments

- Title your submission in the format:
“LastName Summary #”
- Upload the document from your computer (or Dropbox/Google Drive, if applicable)
- **MAKE SURE YOUR SUMMARY / FIRST PAGE ARE IN THE SAME DOCUMENT!**
- Agree to the End-User License Agreement and click “Submit Assignment”

☰ 2021SU:830:101 and 102 - R-Points Short Paper Assignments > Assignments > R-point Summary 1

Home
Modules
Grades
Files

R-point Summary 1 [▲]

Due No Due Date Points 1 Submitting a text entry box or a file upload Attempts 0
Allowed Attempts 1

You may submit your first alternate assignment summary here.

Make sure that your summary AND the first page of the summarized article are together in the **SAME DOCUMENT**, so that you can submit them both in a single upload.

File Upload [Text Entry](#) [Box](#) [Google Drive \(LTI 1.3\)](#) [Office 365](#)

Upload a file, or choose a file you've already uploaded.

Staples_Summary_1.rtf

[+ Add Another File](#)

Comments...

I agree to the tool's [End-User License Agreement](#).
On my honor, I have neither received nor given any unauthorized assistance on this examination or assignment.

Handing In Alternate Assignments

- You will get a confirmation message on the right side of the screen

2021SU:830:101 and 102 - R-Points Short Paper Assignments > Assignments > R-point Summary 1

Home
Modules
Grades
Files

R-point Summary 1

New Attempt

Due No Due Date Points 1 Submitting a text entry box or a file upload Attempts 1
Allowed Attempts 1

You may submit your first alternate assignment summary here.
Make sure that your summary AND the first page of the summarized article are together in the **SAME DOCUMENT**, so that you can submit them both in a single upload.

Next ▶

Submission

✓ **Submitted!**
May 21 at 11:34am
[Submission Details](#)
[Download](#)
[Staples_Summary_1.rtf](#)

Comments:
No Comments

What is a “research article”?

- A research article describes the methods and results of a particular experiment or series of experiments designed and run by the authors of the paper
- DO NOT SUMMARIZE editorials, opinion pieces, introductions to special issues, or review papers – **these will not receive credit**
- A research article should have an introduction, methods section, results section, and general discussion
- Editorials, review papers, and introductions won't have these characteristics – instead, they may just summarize broad ideas without describing a specific experiment that was run

Alternate Requirement

- ***For more information concerning the difference between peer-reviewed and popular literature, please go to http://www.libraries.rutgers.edu/scholarly_articles***
- Article summaries will not be graded until after the R-point deadline has already passed – you will not get the opportunity to edit and re-submit your summaries if they do not meet all the necessary criteria. Please make sure to adhere closely to all assignment requirements or you WILL NOT receive credit!

What if I am under 18?

- Students who are under the age of 18 are ***excluded*** from the subject pool.
- Do not create a Sona account!
- Underage students are required to complete write a total of **4** 1-page summaries of **peer-reviewed journal** articles in psychology.
- Underage students **MUST** submit an ***experiment waiver form*** and provide proof of age to the subject pool coordinator, their professor, or their graduate student TA.
- Experiment waiver forms are available by request via e-mail from the subject pool coordinator. **If you are an underage student and you do participate in research via Sona, you will receive NO R-POINTS.** If you create a Sona account, it will be deleted!

What happens when I turn 18?

- Students who turn 18 during the semester will have two options:
 - Students may fill out the underage waiver form and complete the alternate requirement (4 article summaries)
 - Students may choose not to fill out the underage waiver form and instead participate in research upon turning 18.
 - 6 R-points required
 - Able to mix and match article summaries with research
- If students turn in an underage waiver form, they will **not** have the option to participate in research for that semester.
- Send waivers with your name & signature to me at ***RutgersRpoints@psychology.rutgers.edu***, along with some form of ID that confirms your date of birth.

What happens if I do not complete my R-Point requirement?

- If you fail to complete your R-Point requirement this semester, your grade for the course will be temporarily dropped 1 letter grade (So, your hard-earned “A” will become a temporary “B”).
- You can amend this reduction by completing your R-Point requirement the following semester.
- You must contact the R-points coordinator and your professor upon completion of R-point makeups. Then and only then will your grade be changed back (in this example, back to “A”).
- If you fail to complete the requirement the following semester, the grade will become permanent.

Frequently encountered issues

- Timeslots fill up quickly
 - You may not find timeslots that work for you every time you sign in. Check back frequently to find ones that work for you. Researchers will be posting more as the semester goes on, so the more you check the better your options will be.
- Don't wait until the last minute
 - Again, slots fill quickly and more people are in the system by the end of the semester. Start early so you'll get a sense of how things work and get some of your points out of the way.

Hints and suggestions

- Take the prescreening survey first!
 - It's online, takes less than 45 minutes, and awards two points. What an easy way to start completing your requirement!
 - Make sure you have time to complete it in a single session.
- If anything is unclear about the requirements of a study, look up the researcher's contact info and ask them for clarification.
- Opt for research over article summaries, if possible.



Fahima Mohideen

R-points Coordinator

RutgersRpoints@psychology.rutgers.edu

<http://rutgers.sona-systems.com/>